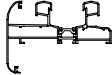
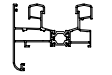
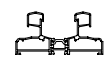

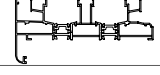
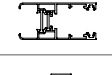












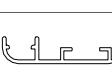
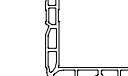




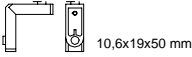


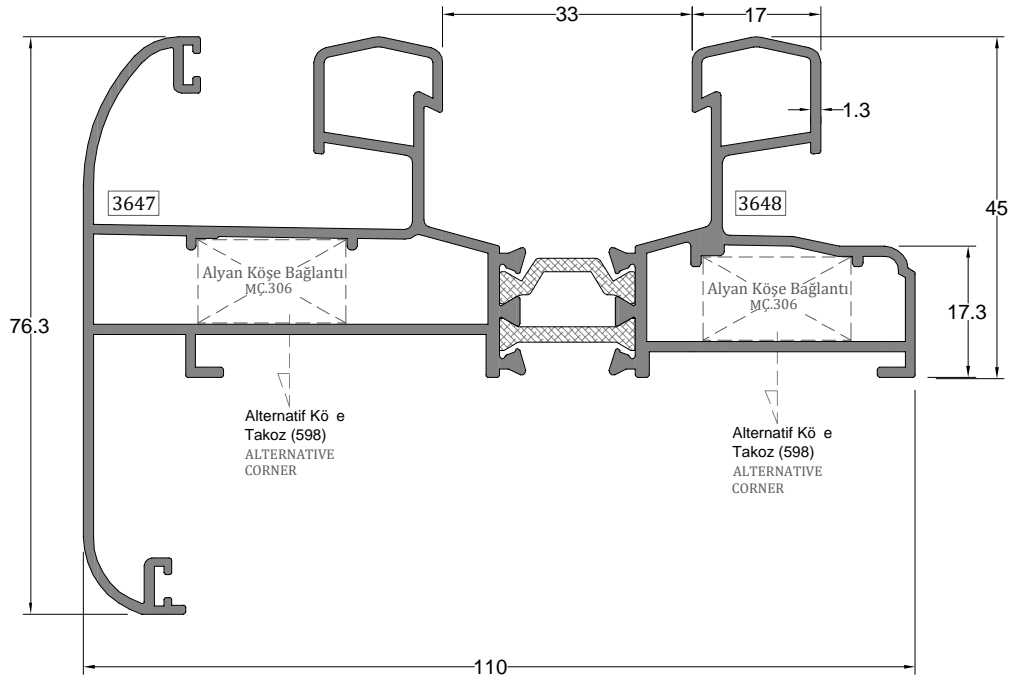
CS35T
YALITIMLI SÜRME SİSTEMİ
(Sliding System)

TAM ÖLÇEKLİ ALÜMİNYUM PROFİLLER
(Full Scale Aluminum Profiles)

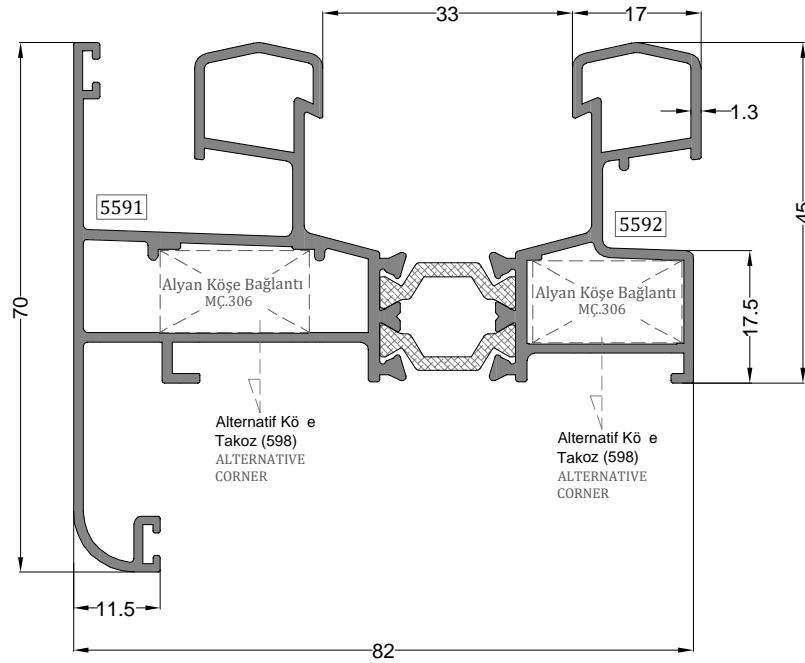
| PROF L KES T PROFILE SECTION | PROF L KODU PROFILE CODE | PROF L ADI PROFILE NAME | Jx cm ⁴ | Jy cm ⁴ | A İRLİK (kg/m) WEIGHT |
|-------------------------------------------------------------------------------------|-----------------------------|----------------------------------------------|------------------------|-----------------------|--------------------------|
|  | 3647-3648 | K RAYLI KASA PROF L FRAME PROFILE | 86,17 cm ⁴ | 21,45 cm ⁴ | 2,053 kg/mt |
|  | 5591-5592 | K RAYLI KASA PROF L FRAME PROFILE | 46,77 cm ⁴ | 16,71 cm ⁴ | 1,767 kg/mt |
|  | 3648-3648 | K RAYLI KASA PROF L FRAME PROFILE | 38,74 cm ⁴ | 9,67 cm ⁴ | 1,595 kg/mt |
|  | 3647-3659-3648 | ÜÇ RAYLI KASA PROF L FRAME PROFILE | 245,29 cm ⁴ | 25,67 cm ⁴ | 2,950kg/mt |
|  | 5591-3659-3648 | ÜÇ RAYLI KASA PROF L FRAME PROFILE | 192,60cm ⁴ | 21,74 cm ⁴ | 2,790kg/mt |
|  | 3650-3650 | KANAT PROF L SASH PROFILE | 25,18 cm ⁴ | 12,03 cm ⁴ | 1,412 kg/mt |
|  | 1243 | S NEKL K PROF L SCREENING PROFILE | - | - | 0,434 kg/mt |
|  | 2707 | S NEKL K RAY PROF L SCREENIN RAIL PROFILE | - | - | 0,190 kg/mt |
|  | 3651 | KENET PROF L LOCKING PROFILE | - | - | 0,415 kg/mt |
|  | 5598 | DAMLALIK PROF L SILL PROFILE | - | - | 0,302 kg/mt |
|  | 3649 | ADAPTÖR PROF L ADAPTER PROFILE | - | - | 0,548 kg/mt |
|  | 1139 | T BA LANTI PROF L T CONNECTION PROFILE | - | - | 0,236 kg/mt |
|  | 1035 | T BA LANTI PROF L T CONNECTION PROFILE | - | - | 0,240 kg/mt |
|  | 1121 | T BA LANTI PROF L T CONNECTION PROFILE | - | - | 0,233 kg/mt |
|  | 1123 | T BA LANTI PROF L T CONNECTION PROFILE | - | - | 0,355 kg/mt |
|  | 3917 | T BA LANTI PROF L T CONNECTION PROFILE | - | - | 0,162 kg/mt |
|  | 3818 | T BA LANTI PROF L T CONNECTION PROFILE | - | - | 0,210 kg/mt |
|  | 3832 | T BA LANTI PROF L T CONNECTION PROFILE | - | - | 0,175 kg/mt |
|  | 553 | PERVAZ PROF L SILL PROFILE | - | - | 0 ,656 kg/mt |
|  | 3646 | PERVAZ PROF L SILL PROFILE | - | - | 0 ,302 kg/mt |
|  | 598 | KÖ E TAKOZU CORNER WEDGE | - | - | 1,760 kg/mt |
|  | 6568 | KÖ E TAKOZU CORNER WEDGE | - | - | 2,128 kg/mt |

| AKSESUAR ACCESSORY | STOK KODU REFERENCE CODE | AKSESUAR ADI DESCRIPTION | AKSESUAR KODU PRODUCT CODE | PAKET PACK |
|------------------------------------------------------------------------------------------------------|-----------------------------|----------------------------------------------------------------|-------------------------------|-------------------------|
|  | 03 012022 | Ç FT CAM U F T L DOUBLE GLASS U GASKET | CS35T-UCF.022 | 60 mt / paket 10kg |
|  | 03 010436 | KASA F T L FRAME GASKET | CS35T-KBF.36 | 350 mt / paket 10 kg |
|  | 03 080100 | B N F T L OVERLAPPING GASKET | CS35T-MO.60 | 100 mt / paket |
|  | 01 050290 | KASA U PLAST K FRAME U-SHAPED CAP | CS35T-KP.290 | 1 boy / 6 mt |
|  | 01 050297 | KENET PLAST K INTERLOCKING PLASTIC TOOL | CS35T-KL.297 | 1 boy / 6 mt |
|  | 03 050710 | FİRÇA F T L WEATHER STRIP | CS35T-FÇ.710 | 300 mt / paket |
|  | 03 050706 | FİRÇA F T L WEATHER STRIP | CS35T-FÇ.706 | 350 mt / paket |
|  | 01 130318 | KÖ E GÖNYE CORNER BRACKET | CS35T-KG.318 | 1 pk ./1000 ad |
|  | 01 130314 | KÖ E ÇAVU U CORNER CONNECTION | CS35T-FJ.314 | 1 pk ./250 ad |
|  | 01 050253 | KENET KAPAK INTERLOCKING CAP | CS35T-YK.253 | 1 pk / 100 ad |
|  | 04105070 | S NEKL K KÖ E TAKOZ SCREENING CORNER WEDGE | CS35T-ST.070 | 1 pk ./ 100 ad |
|  | 04105060 | S NEKL K RULMAN SCREENING ROLLER | CS35T-SR.060 | 1 pk ./ 100 ad |
|  | 01050295 | ALT HAVA KES C BOTTOM AIR BLOCKER | CS35T-AHK.298 | 1 pk ./ 100 ad |
|  | 01050296 | ÜST HAVA KES C TOP AIR BLOCKER | CS35T-ÜHK.296 | 1 pk ./ 100 ad |
|  | 01 050250 | STOPER STOPPER | CS35T-SP.250 | 1 pk ./ 100 ad |
|  | 06 140208 | CAM ALTI DESTEK TAKOZ (5x20x80) SUPPORT BRACKET FOR GLAZING | CS35T-CMT.208 | 1 pk ./ 1000ad |
|  10,6x19x50 mm | 01 130306 | ALYAN KÖ E BA LANTI ALLEN CORNER CONNECTION | CS35T-MÇ.306 | 1 pk ./ 250 ad |
|  | 01050251 | KANAT KÖ E BA LANTI SASH CORNER CONNECTION | CS35T-KT.251 | 1 pk ./ 100 ad |
|  | 01 050299 | TEKL RULMAN SINGLE ROLLER | CS35T-TR.299 | 1 pk ./ 100 ad |
|  | 01 050300 | Ç FTL RULMAN DOUBLE ROLLER | CS35T-ÇR.300 | 1 pk ./ 100 ad |
| | | | | |

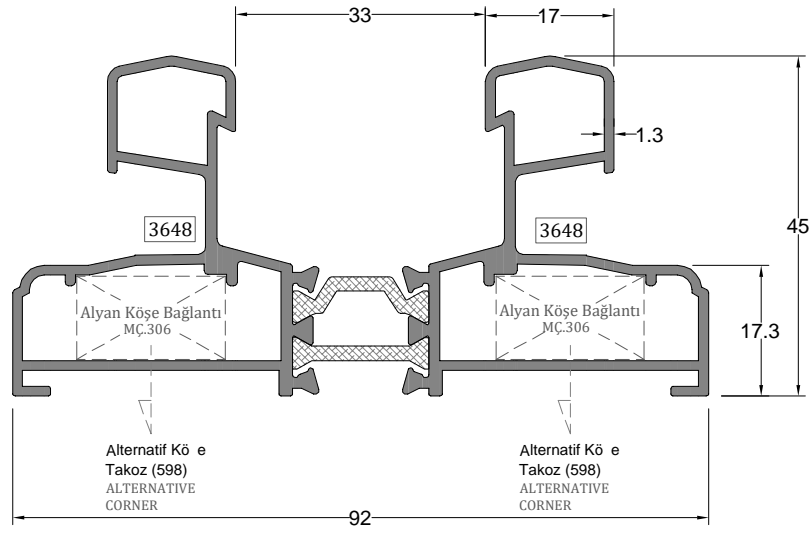
| AKSESUAR ACCESSORY | STOK KODU REFERENCE CODE | AKSESUAR ADI DESCRIPTION | AKSESUAR KODU PRODUCT CODE | | PAKET PACK |
|-------------------------------------------------------------------------------------|-----------------------------|---------------------------------------------------------|-------------------------------|--|---------------|
|  | 01 050100 | SÜRME KOL (ANODIZED NAT.) SLIDING HANDLE | CS35T-HK.100 | | 1 pk / 100 ad |
| | 01 050101 | SÜRME KOL (BRONZ) SLIDING HANDLE(BRONZE) | CS35T-HK.101 | | 1 pk / 100 ad |
| | 01 050102 | SÜRME KOL (BEYAZ) SLIDING HANDLE (WHITE) | CS35-HK.102 | | 1 pk / 100 ad |
| | 01 050103 | SÜRME KOL (S YAH) SLIDING HANDLE (BLACK) | CS35T-HK.103 | | 1 pk / 100 ad |
|  | 01 050150 | SÜRME HAVUZ KOL D L SA SLIDING SUNKEN HANDLE (RIGHT) | CS35-HKD.150 | | 1 pk / 100 ad |
| | 01 050151 | SÜRME HAVUZ KOL D L SOL SLIDING SUNKEN HANDLE (LEFT) | CS35T-HKD.151 | | 1 pk / 100 ad |
|  | 01 050200 | K L T KAR ILIK NATUREL STRIKER FOR SLIDING LOCK | CS35T-KT.200 | | 1 pk / 100 ad |
| | 01 050201 | K L T KAR ILIK (9016 WH TE) STRIKER FOR SLIDING LOCK | CS35T-KT.201 | | 1 pk / 100 ad |
| | 01 050202 | K L T KAR ILIK (9005 BLACK) STRIKER FOR SLIDING LOCK | CS35T-KT.202 | | 1 pk / 100 ad |
|  | 04 060160 | S NEKL K TÖLÜ SCREENING NET | CS35T-SFT.160 | | 1 pk / 30m |
|  | 04 020114 | S NEKL K F T L SCREENING GASKET | CS35T-SF.114 | | 1 pk / 100m |
|  | | PANÇ MAK NES (CS34-CS35T) PUNCH MACHINE | | | 1pk / 1 Adet |
| | | | | | |
| | | | | | |
| | | | | | |
| | | | | | |
| | | | | | |
| | | | | | |
| | | | | | |
| | | | | | |
| | | | | | |



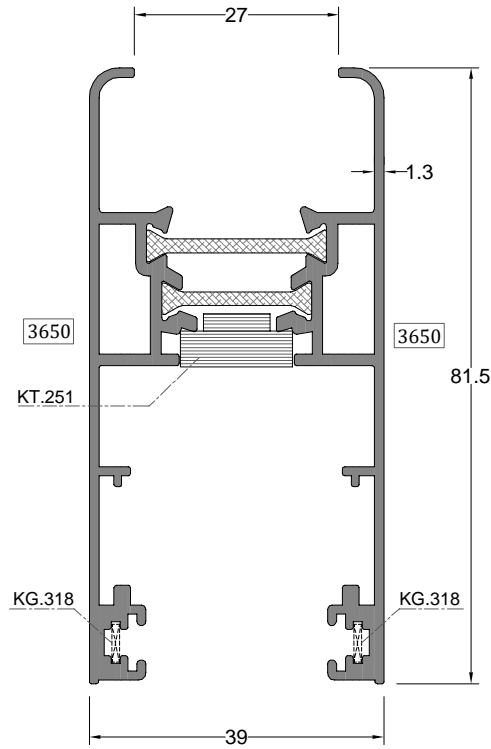
| ki Raylı Kasa Profili | Profil Kodu | (kg/mt) | Jx cm ⁴ | Jy cm ⁴ |
|---------------------------|--------------|---------|--------------------|--------------------|
| DOUBLE RAIL FRAME PROFILE | Profile Code | Weight | | |
| | 3647-3648 | 2,053 | 86,17 | 21,45 |



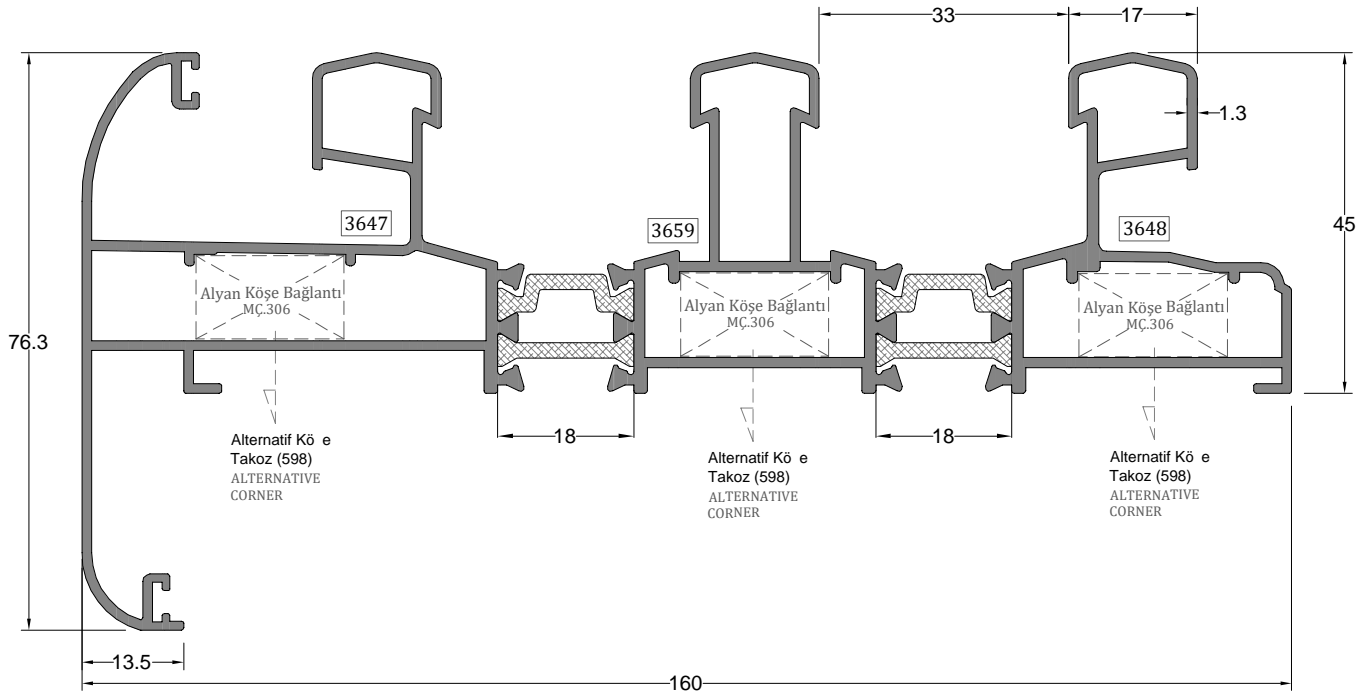
| ki Raylı Kasa Profili | Profil Kodu | (kg/mt) | Jx cm ⁴ | Jy cm ⁴ |
|---------------------------|--------------|---------|--------------------|--------------------|
| DOUBLE RAIL FRAME PROFILE | Profile Code | Weight | | |
| | 5591-5592 | 1,767 | 46,77 | 16,71 |



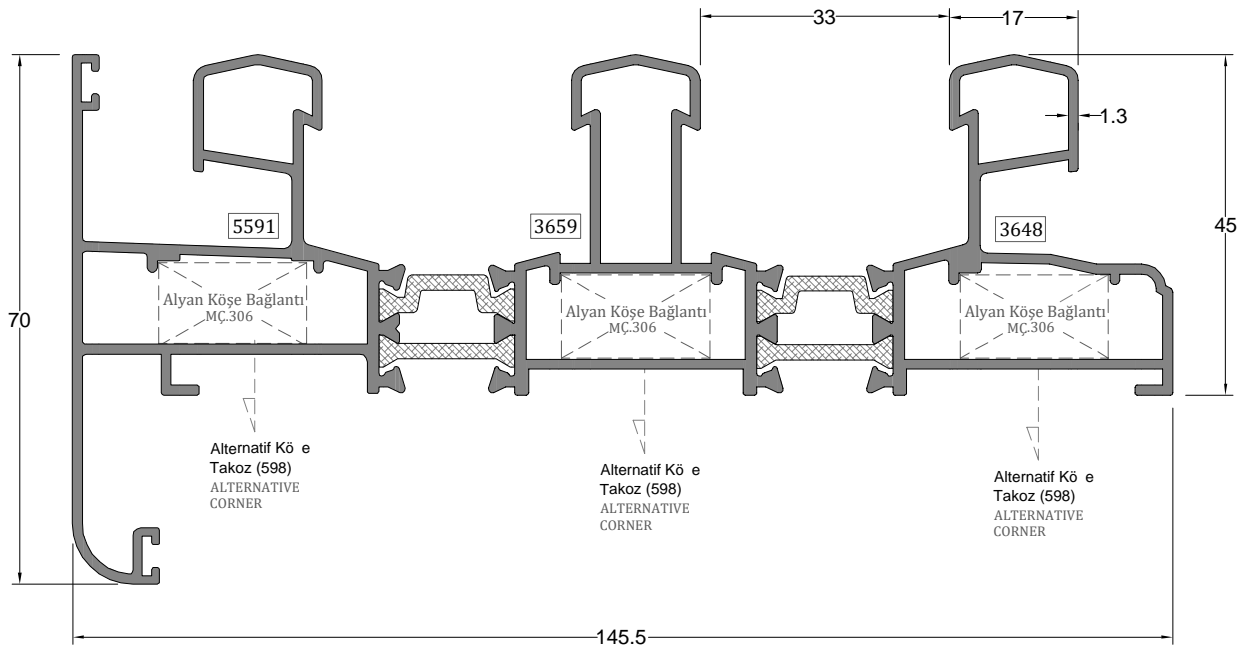
| ki Raylı Kasa Profili | Profil Kodu | (kg/mt) | Jx cm ⁴ | Jy cm ⁴ |
|---------------------------|--------------|---------|--------------------|--------------------|
| DOUBLE RAIL FRAME PROFILE | Profile Code | Weight | | |
| | 3648-3648 | 1,595 | 38,74 | 9,67 |



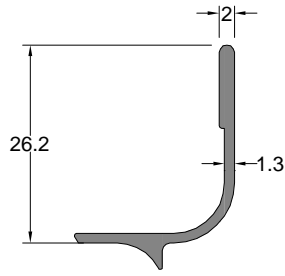
| Kanat Profili | Profil Kodu | (kg/mt) | Jx cm ⁴ | Jy cm ⁴ |
|---------------|--------------|---------|--------------------|--------------------|
| SASH PROFILE | Profile Code | Weight | | |
| | 3650-3650 | 1,412 | 25,18 | 12,03 |



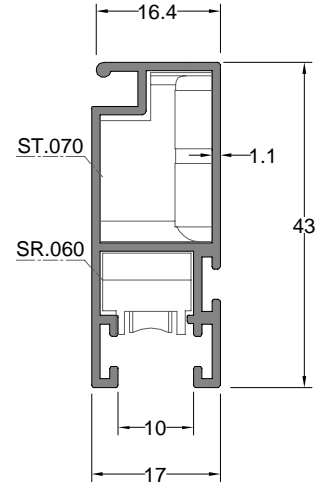
| Üç Raylı Kasa Profili | Profil Kodu | (kg/mt) | Jx cm ⁴ | Jy cm ⁴ |
|---------------------------|----------------|---------|--------------------|--------------------|
| TRIPLE RAIL FRAME PROFILE | Profile Code | Weight | | |
| | 3647-3659-3648 | 2,950 | 245,29 | 25,67 |



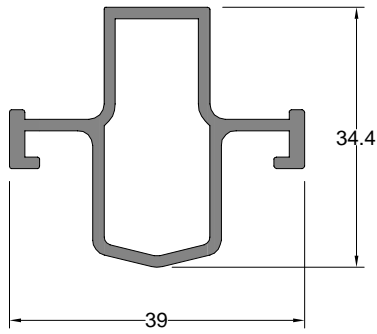
| Üç Raylı Kasa Profili | Profil Kodu | (kg/mt) | Jx cm ⁴ | Jy cm ⁴ |
|-----------------------|----------------|---------|--------------------|--------------------|
| TRIPLE FRAME PROFILE | Profile Code | Weight | | |
| | 5591-3659-3648 | 2,790 | 192,60 | 21,74 |



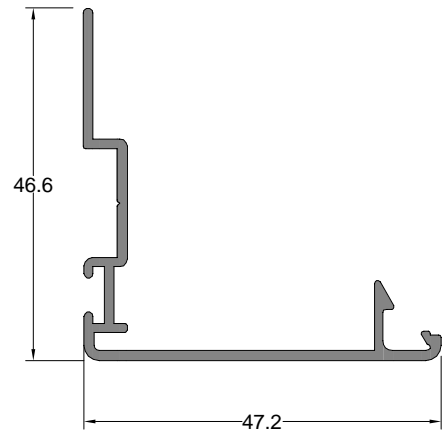
| Sineklik Ray Profili | Profil Kodu | (kg/mt) |
|------------------------|--------------|---------|
| SCREENING RAIL PROFILE | Profile Code | Weight |
| | 2707 | 0,190 |



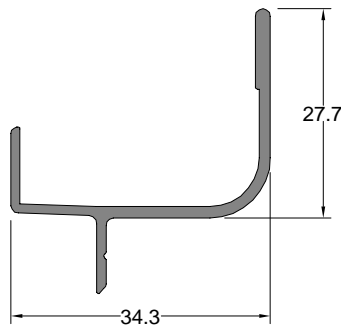
| Sineklik Ray Profili | Profil Kodu | (kg/mt) |
|------------------------|--------------|---------|
| SCREENING RAIL PROFILE | Profile Code | Weight |
| | 1243 | 0,434 |



| Adaptör Profili | Profil Kodu | (kg/mt) |
|-----------------|--------------|---------|
| ADAPTÖR PROFILE | Profile Code | Weight |
| | 3649 | 0,548 |

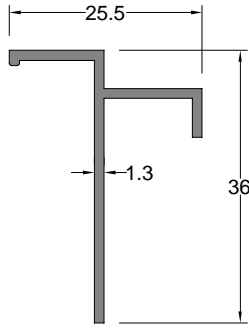


| Kenet Profili | Profil Kodu | (kg/mt) |
|-------------------|--------------|---------|
| INTERLOCK PROFILE | Profile Code | Weight |
| | 3651 | 0,415 |

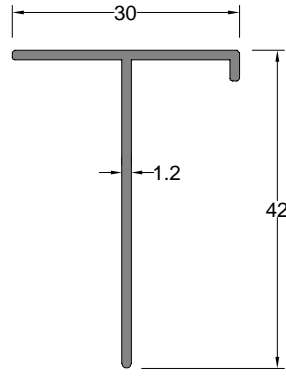


(5591-5592)
ile uyumludur.

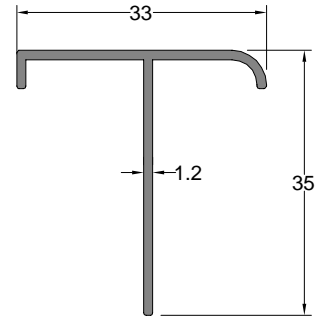
| Damlalık Profili | Profil Kodu | (kg/mt) |
|------------------|--------------|---------|
| SILL PROFILE | Profile Code | Weight |
| | 5598 | 0,302 |



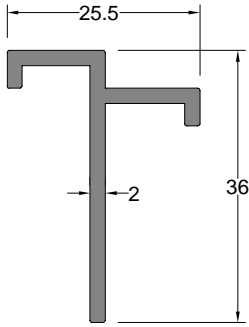
| T Ba lantı Profili | Profil Kodu | (kg/mt) |
|----------------------|--------------|---------|
| T Connection Profile | Profile Code | Weight |
| | 1121 | 0,233 |



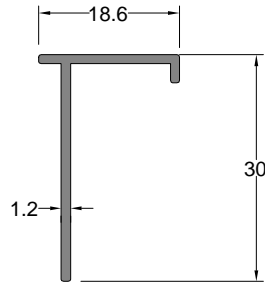
| T Ba lantı Profili | Profil Kodu | (kg/mt) |
|----------------------|--------------|---------|
| T Connection Profile | Profile Code | Weight |
| | 1035 | 0,240 |



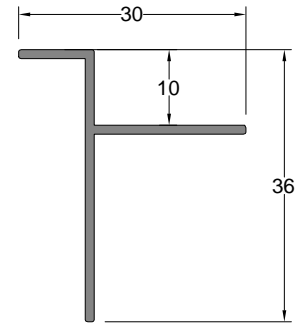
| T Ba lantı Profili | Profil Kodu | (kg/mt) |
|----------------------|--------------|---------|
| T Connection Profile | Profile Code | Weight |
| | 1139 | 0,236 |



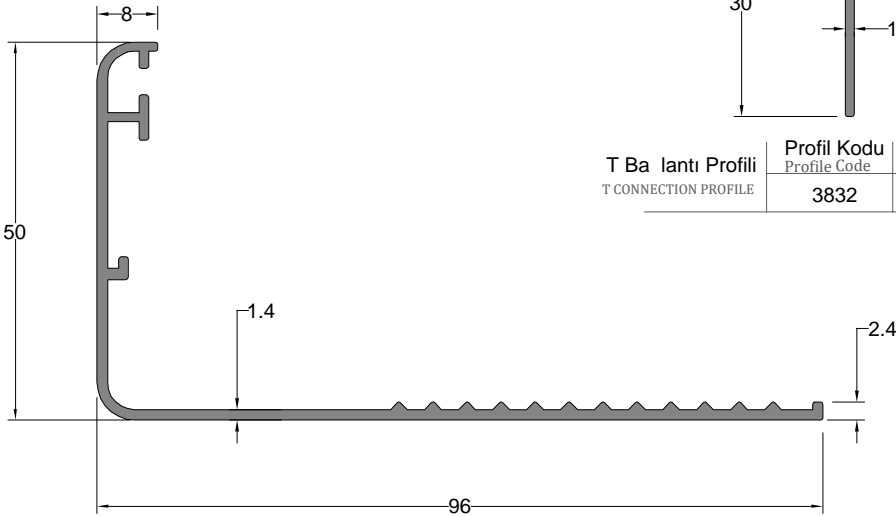
| T Ba lantı Profili | Profil Kodu | (kg/mt) |
|----------------------|--------------|---------|
| T CONNECTION PROFILE | Profile Code | Weight |
| | 1123 | 0,355 |



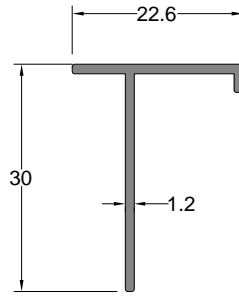
| T Ba lantı Profili | Profil Kodu | (kg/mt) |
|----------------------|--------------|---------|
| T CONNECTION PROFILE | Profile Code | Weight |
| | 3917 | 0,162 |



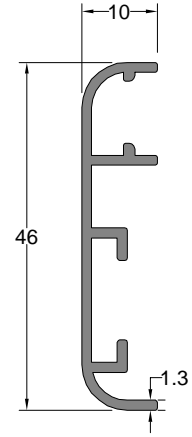
| T Ba lantı Profili | Profil Kodu | (kg/mt) |
|----------------------|--------------|---------|
| T CONNECTION PROFILE | Profile Code | Weight |
| | 3818 | 0,210 |



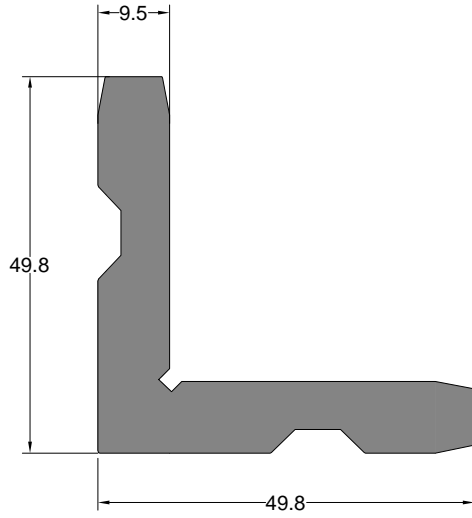
| Pervaz Profili | Profil Kodu | (kg/mt) |
|----------------|--------------|---------|
| SILL PROFILE | Profile Code | Weight |
| | 553 | 0,656 |



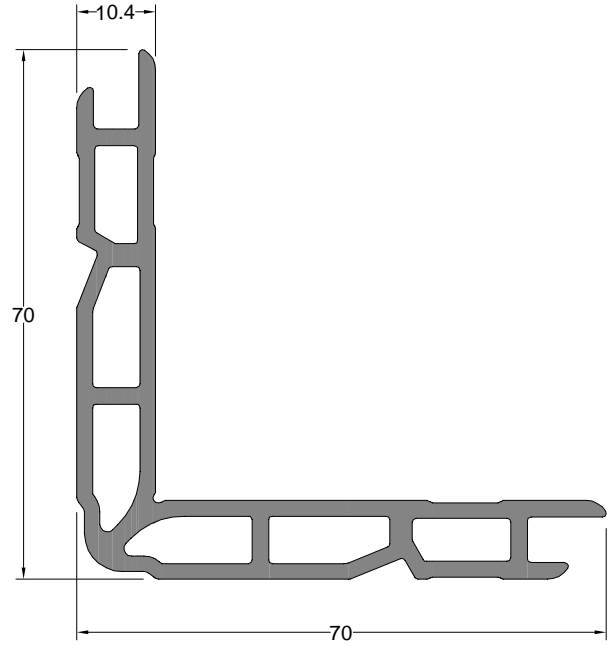
| T Ba lantı Profili | Profil Kodu | (kg/mt) |
|----------------------|--------------|---------|
| T CONNECTION PROFILE | Profile Code | Weight |
| | 3832 | 0,175 |



| Pervaz Profili | Profil Kodu | (kg/mt) |
|----------------|--------------|---------|
| SILL PROFILE | Profile Code | Weight |
| | 3646 | 0,302 |



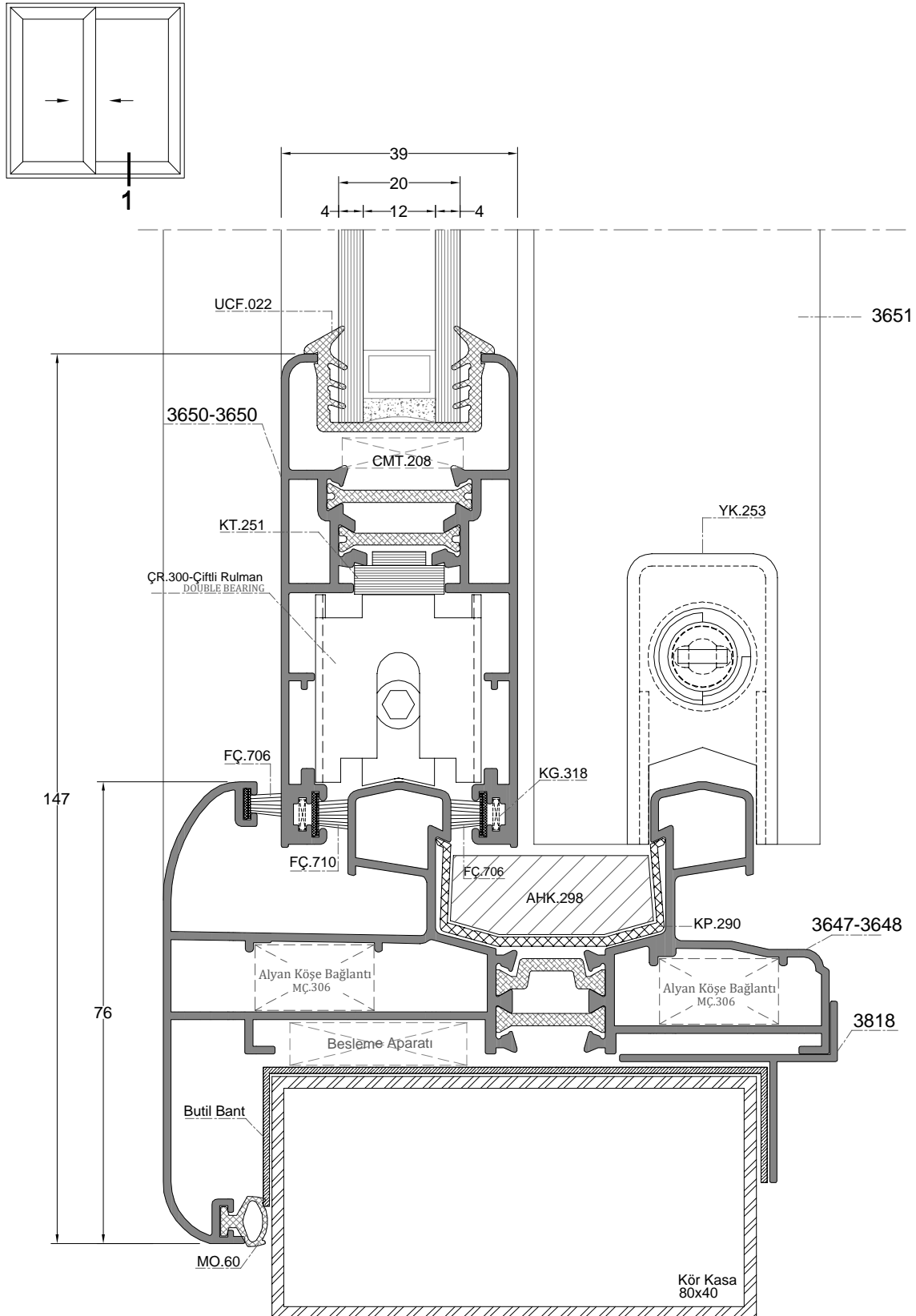
| Kö e Takoz Profili | Profil Kodu | (kg/mt) |
|----------------------|--------------|---------|
| CORNER WEDGE PROFILE | Profile Code | Weight |
| | 6568 | 2,128 |

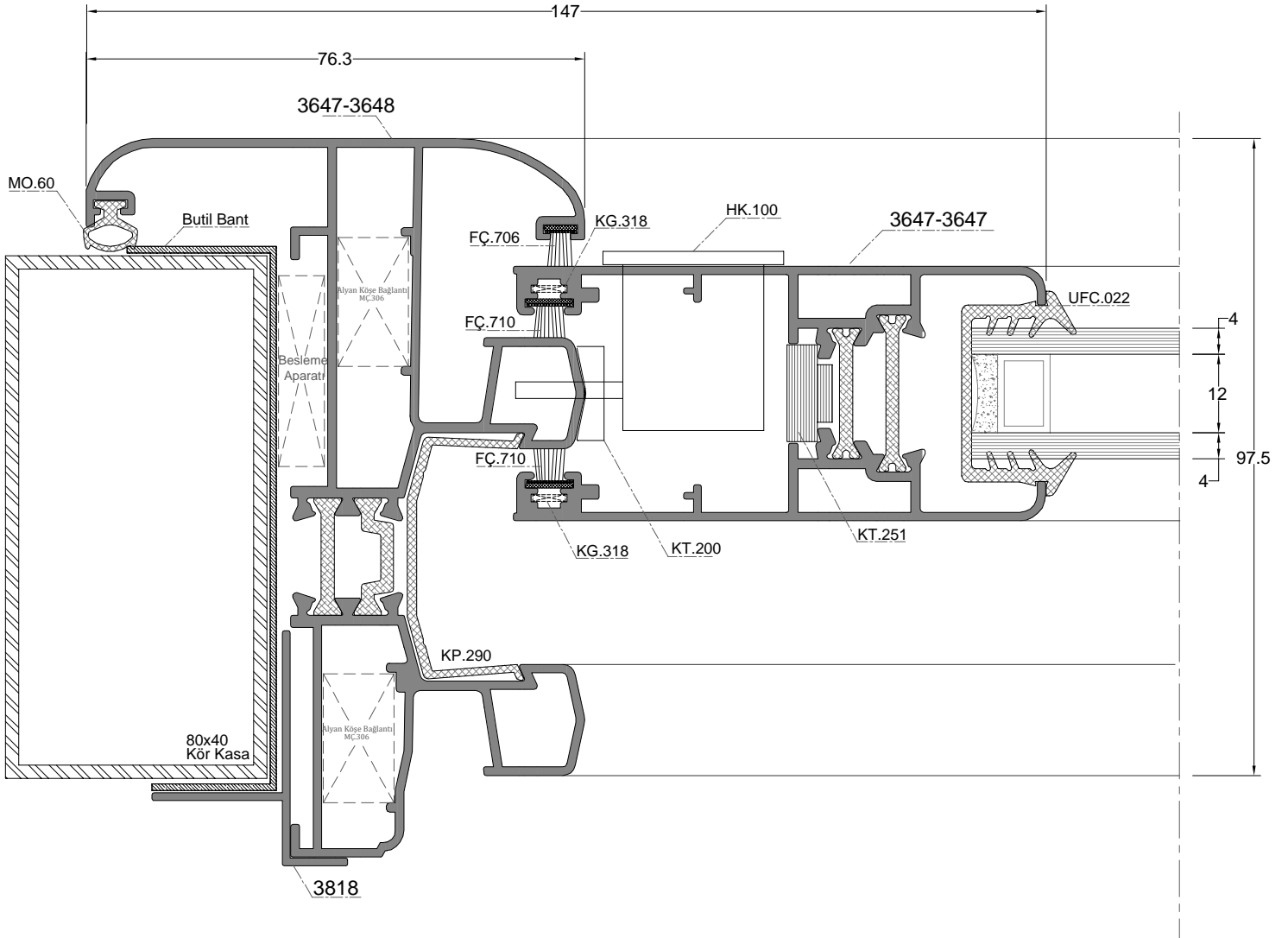
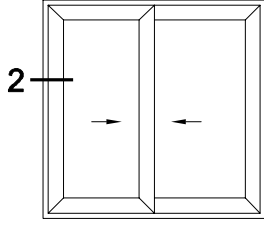


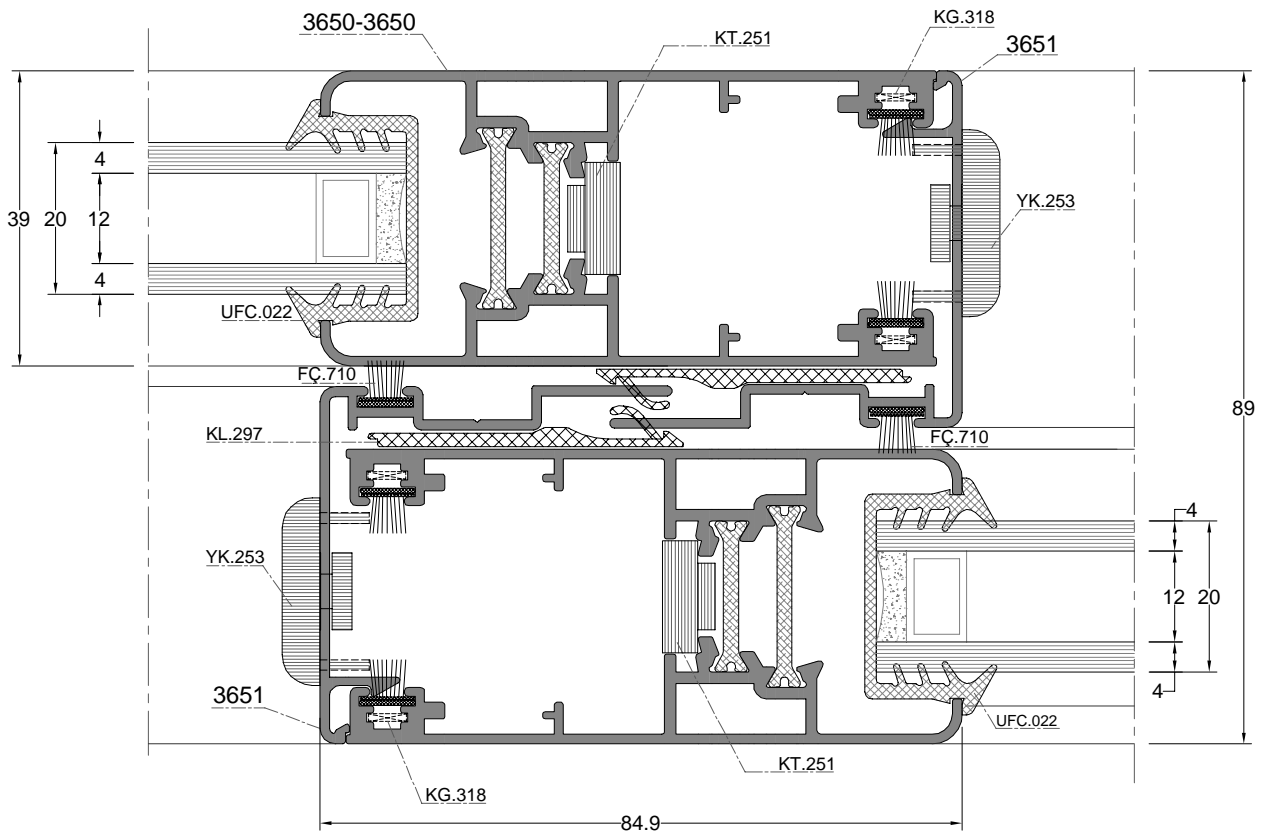
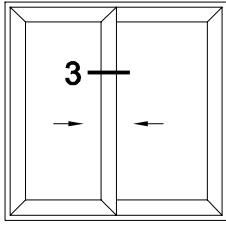
| Kö e Takoz Profili | Profil Kodu | (kg/mt) |
|----------------------|--------------|---------|
| CORNER WEDGE PROFILE | Profile Code | Weight |
| | 598 | 1,760 |

KÖ E TAKOZU KES M ÖLÇÜLER

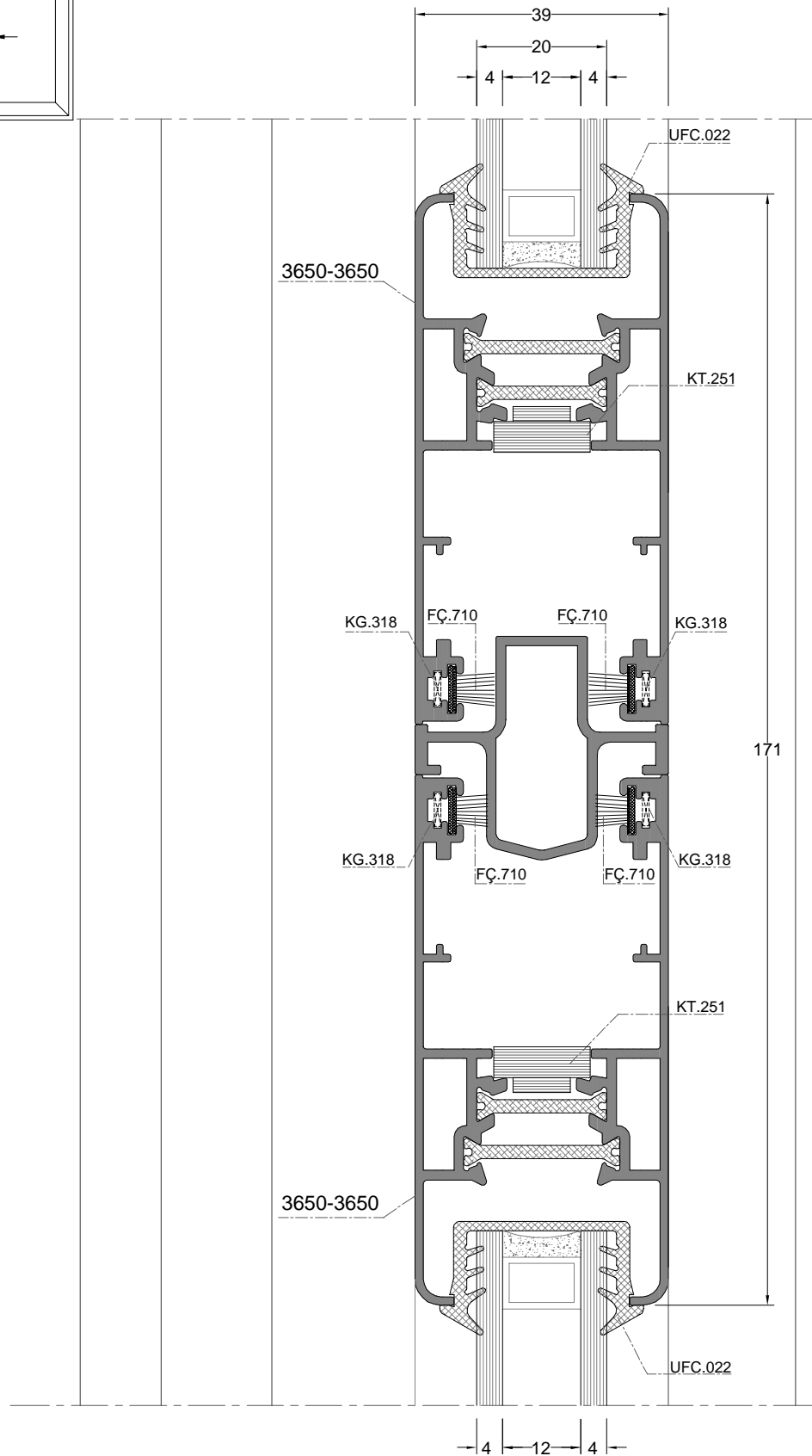
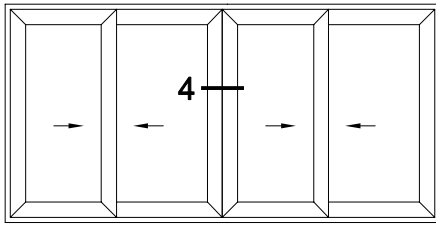
| | Profil Kodu | Kö e Takoz | Kesim Ölçüsü |
|--|------------------------------------------------|--------------|--------------|
| | PROFILE CODE | CORNER JOINT | CUT. DEM. |
| | 3647-3648 | 598 | 19,5 mm |
| | 5591-5592 | 598 | 22,2 mm |
| | 3648-3648 | 598 | 19,5 mm |
| | 3647-3659-3648 | 6568 | 19,5 mm |
| | 5591-3659-3648 (3659-3648 notu profil için) | 598 | 19,5mm |
| | 5591-3659-3648 (5591 notu profil için) | 598 | 20,2 mm |
| | 3650-3650 | KT.251 | |



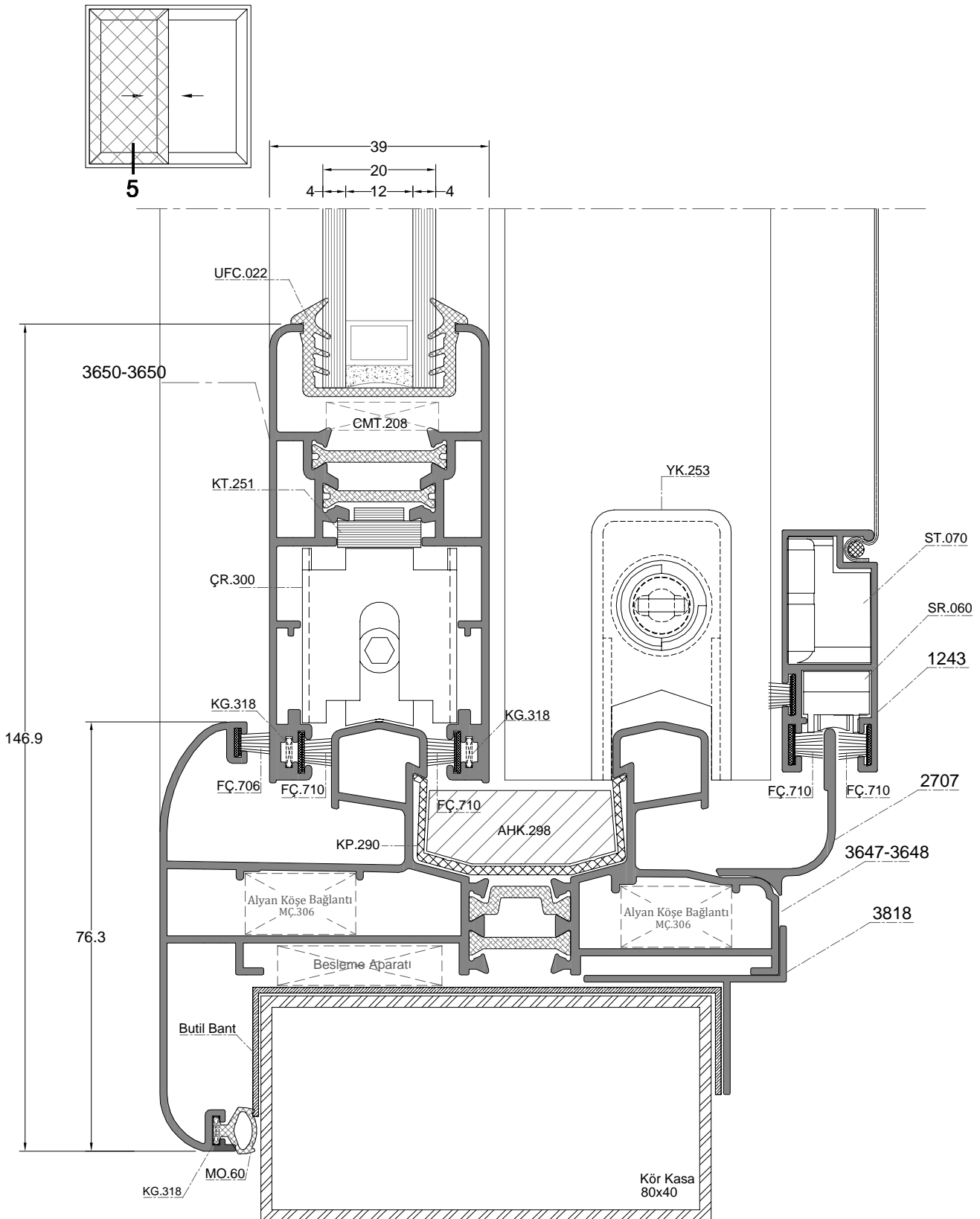


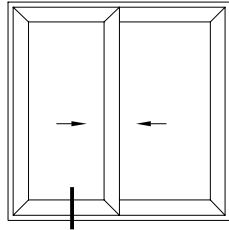


D-3

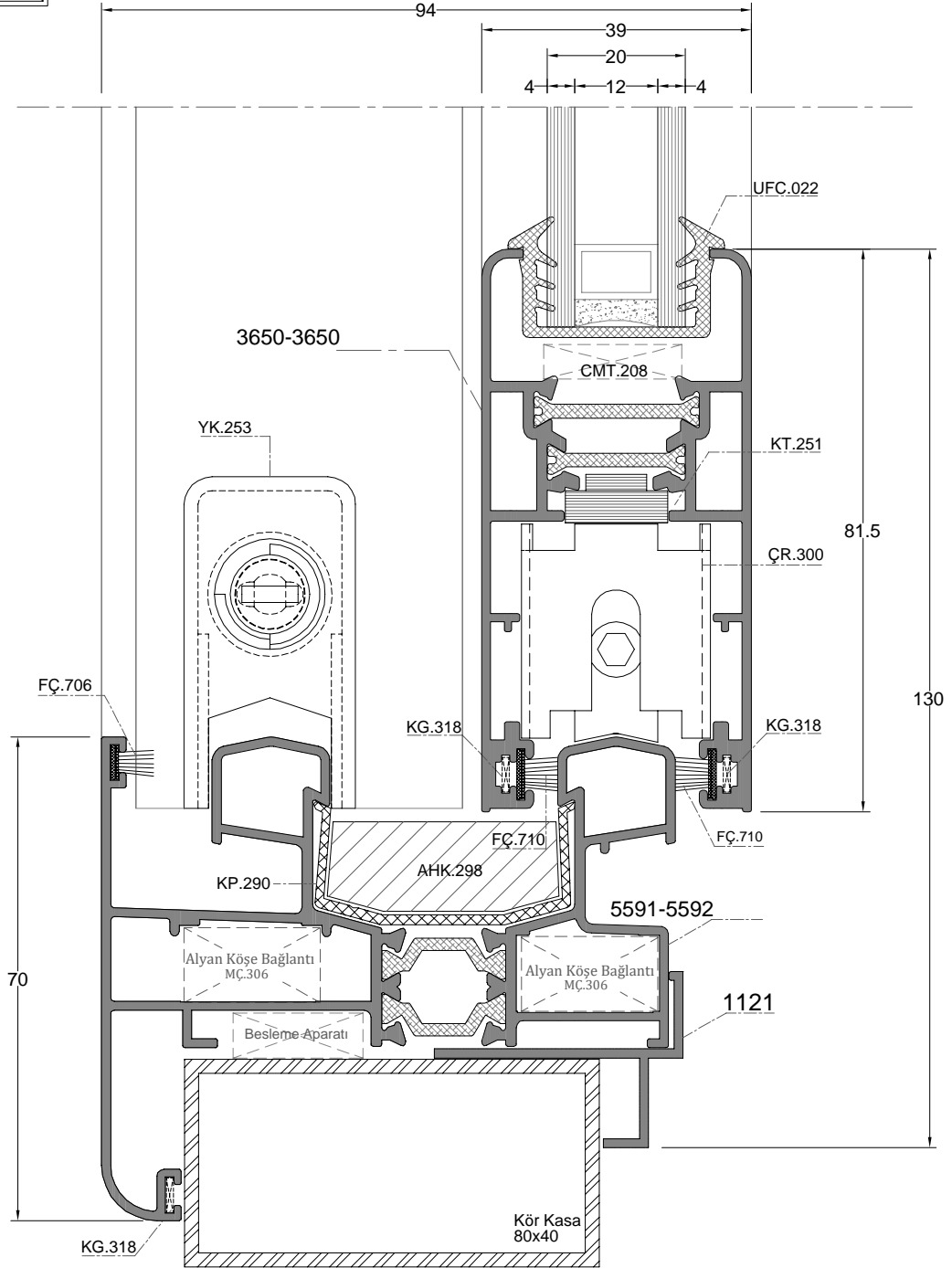


D-4

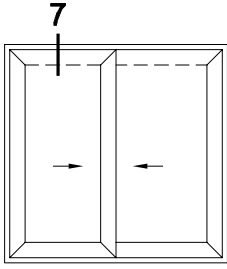




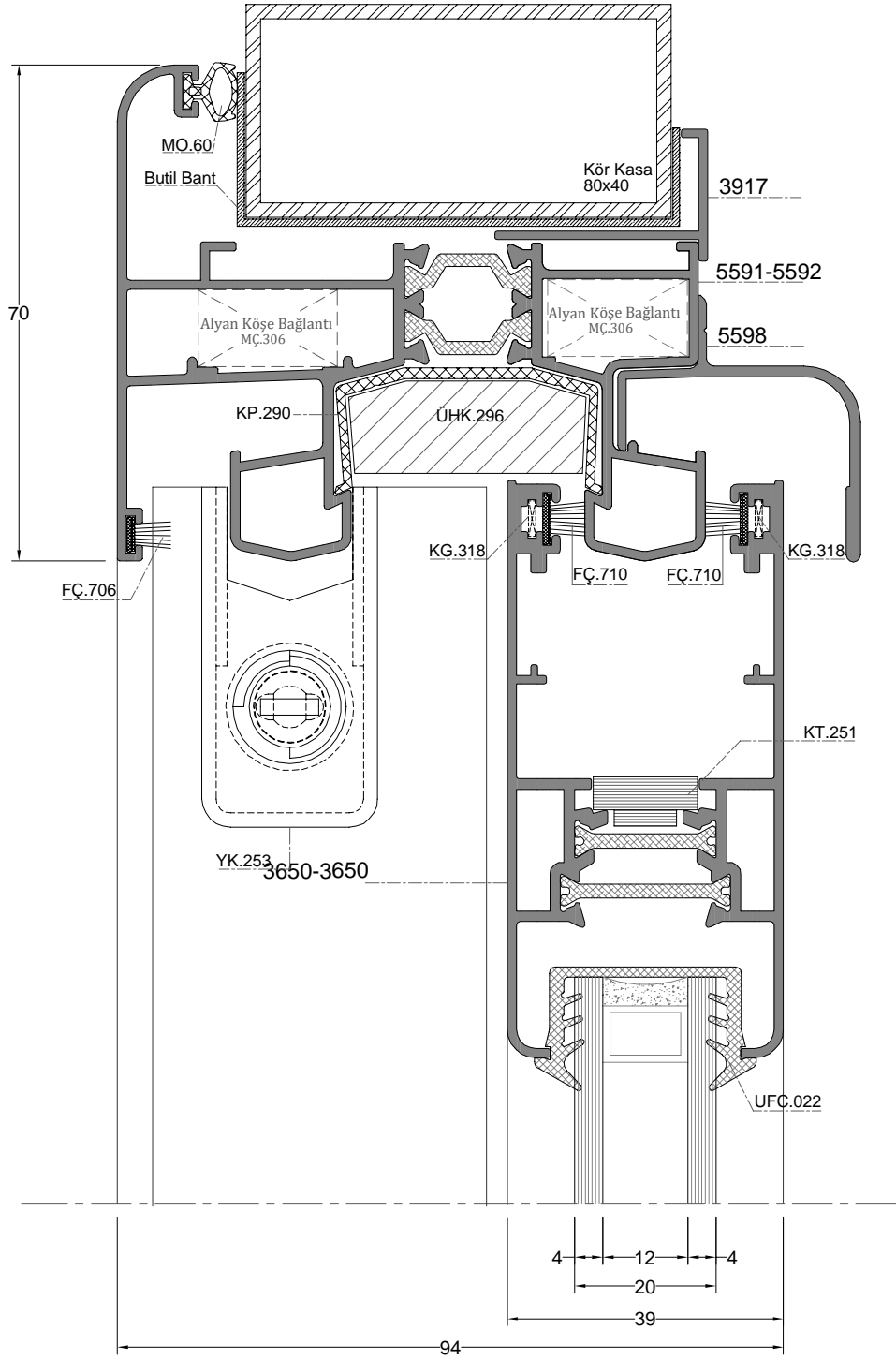
6

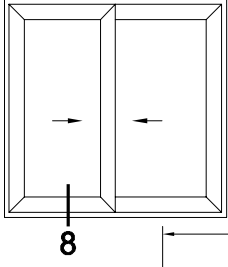


D-6

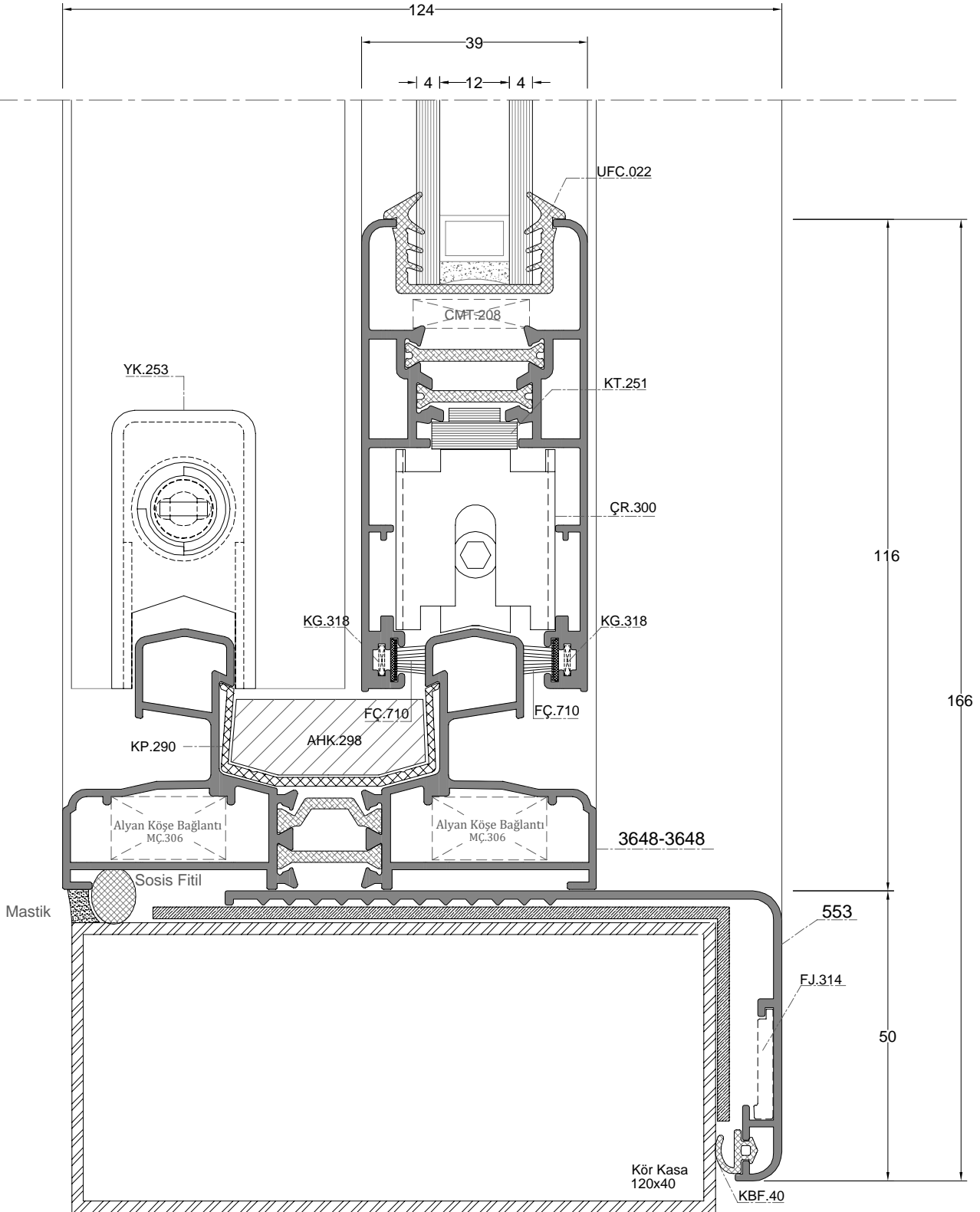


5591-5592 nolu kasa Damlalık ve T profil detayı

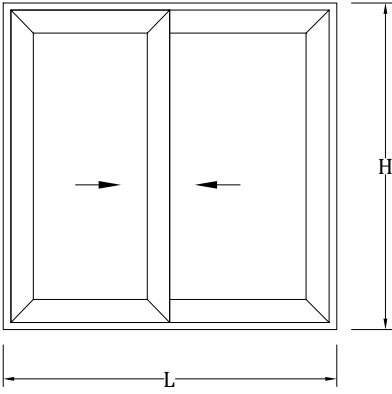




3648-3648 Nolu Kasa Pervaz Detayı



D-8



| PROFİL KODU | ŞEKİL | MİKTAR | MALZEME | KESİM ŞEKLİ | KESİM ÖLÇÜSÜ |
|-------------|-------|--------|---------------------|-------------|--------------|
| 3647-3648 | | 2 ad | Yatay Kasa Profili | | L |
| | | 2 ad | Düsey Kasa Profili | | H |
| 3650-3650 | | 2 ad | Yatay Kanat Profili | | L/2+2 |
| | | 2 ad | Düsey Kanat Profili | | H-130 |
| 3651 | | 2 ad | Kenet Profili | | H-130 |

| AKS. KODU | ŞEKİL | MİKTAR | MALZEME |
|-----------|-------|--------|------------------------------|
| MÇ-306 | | 4 ad | Kasa Köşe takoz |
| KT-251 | | 4 ad | Kanat Köşe takoz |
| AHK-295 | | 1 ad | Alt hava Kesici |
| ÜHK-296 | | 1 ad | Üst Hava Kesici |
| CMT-208 | | 2ad | Cam Takozu |
| HK-100 | | 2ad | Sürme Havuzlu kol |
| HKD-150 | | 1 ad | Sürme Havuzlu kol dili (sağ) |
| HKD-151 | | 1 ad | Sürme Havuzlu kol dili (sol) |
| KT-200 | | 2 ad | Kilit Karşılık |
| YK-253 | | 4 ad | Kenet Yan Kapak |
| STP-250 | | 4 ad | Stoper |
| TR-299 | | 4 ad | Tekli Rulman |
| KP.290 | | 4 ad | Kasa U Plastik |
| KL.297 | | 2 ad | Kenet Plastik |

| AKS. KODU | ŞEKİL | MİKTAR | MALZEME |
|-----------|-------|--------|-------------|
| UCF-022 | | 8 AD | Cam U fitil |
| FÇ-710 | | 16 AD | Fırça Fital |
| FÇ-706 | | 16 AD | Fırça Fital |

